

Working with Mendeley


Mendeley is a program for managing bibliographic references and an academic social network that can help you to organise your research, collaborate with other users online and find out about the latest documents to be published.

Mendeley enables you to:

- Generate bibliographies automatically
- Import documents to your personal library and organise them by adding labels and creating folders
- Share research by creating public and private groups, sharing documents, working collaboratively to review scientific articles and following groups
- Add citations to your text documents (MS Word Plugin, Libre Office or Open Office Plugin) and generate bibliographies
- Create a personal profile with your curriculum vitae, publications, affiliation, etc.

You can use Mendeley via its website (**Mendeley Web**) and its desktop version (**Mendeley Desktop**) and you can synchronize both the Sync button. 

<http://www.mendeley.com>



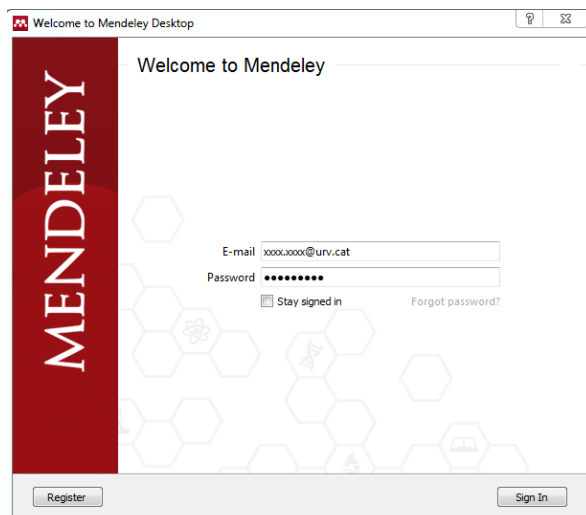
You have to install the desktop version on your computer (**Reference Manager**):

Downloads

Reference Manager


Web Importer

Citation Plug-in

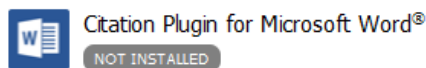


You need to install the **Web Importer** plugin specific to your browser in order to import documents to your personal library.

You can import documents directly from the Web with just one click using the **Web Importer plugin**



You need to install the **Mendeley Cite-O-Matic** plugin to your word processing program:



Please close Microsoft Office[®] before trying to install Citation Plugin for Microsoft Word[®]. You can also install the Citation Plugin from the Tools menu.

